



Medi-Cal Learning Portal Job Aid

The Medi-Cal Learning Portal (MLP) provides easy to use access to learning resources such as Instructor Led Training (ILT), Computer-Based Training (CBT), live and recorded webinars (RWT).

Google Chrome is the recommend web browser for the Medi-Cal Learning Portal.

Access from the Medi-Cal Website

Access MLP by starting at the Medi-Cal website: <https://www.medi-cal.ca.gov>

- Click the **Medi-Cal Learning Portal/Training Services** icon (🎓) or the **Visit Outreach and Education** link. The Outreach and Education page displays.

CA.GOV

Home Facebook Twitter LinkedIn YouTube

Log In Settings

DHCS | Medi-Cal Providers

Providers * Beneficiaries Resources * Related * Contact Us Search

Welcome to the Medi-Cal Provider Home

Under the guidance of the California Department of Health Care Services, the Medi-Cal program aims to provide health care services to about 13 million Medi-Cal beneficiaries. The Medi-Cal program adjudicates both Medi-Cal and associated health care program fee-for-service claims. This website provides important information for all Medi-Cal providers, submitters and others on how to access fee-for-service billing, transaction and support services.

Medi-Cal Learning Portal

The Medi-Cal Learning Portal (MLP) is the new, easy-to-use, one-stop learning center for Medi-Cal billers and providers.

Training Services

- Provider Seminars and Webinars
- Regional Representatives
- Small Provider Billing Unit
- eLearning and Computer Based Training
- Recorded Webinars

Medi-Cal Subscription Service

The Medi-Cal Subscription Service (MCSS) is a free service that keeps you up-to-date on the latest Medi-Cal news. Subscribers receive subject-specific emails for urgent announcements and other updates shortly after they post to the Medi-Cal website.

Provider Portal

Early Access to Provider Portal by invitation only.

[VISIT PROVIDER PORTAL](#)

Medi-Cal Transaction Services

Access Medi-Cal Transaction Services for claims, eligibility and other services.

[VISIT TRANSACTION SERVICES](#)

[VISIT OUTREACH AND EDUCATION](#)



Medi-Cal Learning Portal Job Aid

MLP Access via Outreach & Education Page

Click the **Launch the Medi-Cal Learning Portal (MLP)** button.

The screenshot shows the Medi-Cal Providers website interface. At the top, there is a navigation bar with the DHCS logo and 'Medi-Cal Providers' text, followed by menu items: Providers, Beneficiaries, Resources, Related, Contact Us, and Search. The main content area is titled 'Outreach & Education' and includes a sub-section for 'Medi-Cal Learning Portal'. A blue funnel graphic is overlaid on the page, with a dark blue button labeled 'Launch the Medi-Cal Learning Portal' at the top and another identical button at the bottom. The funnel narrows from the top button to the bottom button. Text on the page includes 'Outreach and Education services include Provider Field Representatives, the Small Provider Billing Assistance and Training Programs all to train and assist providers and billers with submitting their Medi-Cal claims for payment.' and 'The Medi-Cal Learning Portal offers Medi-Cal providers and billers self-paced online training about billing basics, policies, procedures, new initiatives and upcoming changes to the Medi-Cal program.' Below this, there are three bullet points: 'First-time users must complete a one-time registration at learn.medi-cal.ca.gov', 'After logging in, you will be able to view the course catalog and sign up for [training events](#).', and 'Refer to the [Job Aide](#) or [User Guide](#) for detailed instructions.'



Medi-Cal Learning Portal Job Aid

MLP Logon Screen

Complete login, register for a new account, or I forgot my password.

Username:

Password (case-sensitive):

[Log In](#)

To create an account,
[register here.](#)

[I forgot my password.](#)

Note: The Medi-Cal Learning Portal will timeout after 10 minutes of being idle within the tool and will not save any changes in progress. This does not apply when taking a course.

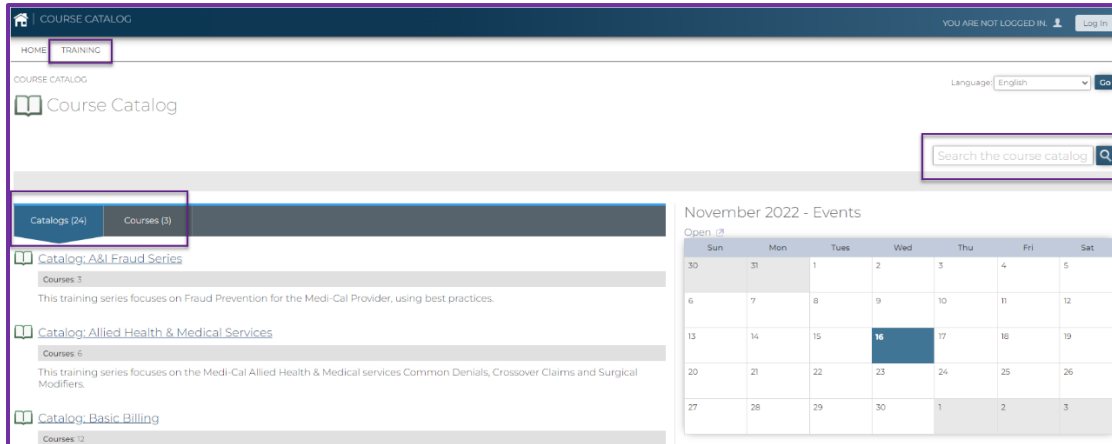


Medi-Cal Learning Portal Job Aid

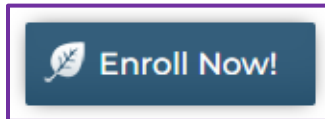
Enrolling in an Instructor-Led Training

To enroll in an instructor-led training event or view an online training (recorded webinar or computer-based training), select the Training tab.

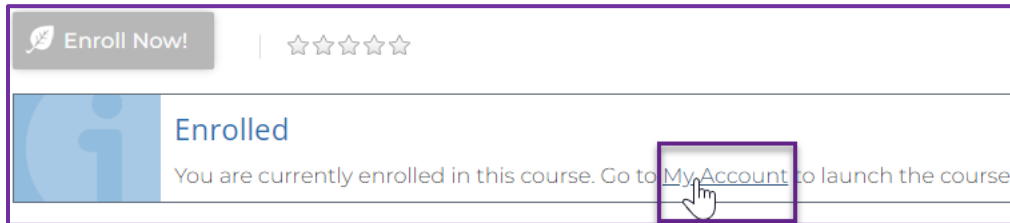
- Search by entering words into the Search field or select either the Catalogs or Courses tab and review offerings.
- Click the course name or course code hyperlink to select training.



Click **Enroll Now!** to enroll in a course.



You are enrolled when you see the Enrollment Successful message.



If you need further assistance, contact the MLP support team by emailing cammisaccounttraining@gainwelltechnologies.com. Should you need further assistance, please call the Telephone Support Center at 1-800-541-5555.